

Beginners Ukulele Chords — 4 strings or courses

also for: 4 course Lute, Guitarra Latina, Renaissance Guitar, Quatro, and more
all embody or retain the classic "4th, 3rd, 4th" tuning kernel

Open Position chords (first three frets plus nut or open strings)

Black diamonds are root tones.

Grayed tones are optional.

White filled tones behind the nut are open string tones (to be included in chord).

X ed strings at the nut are muted or not played.

Large numbers inside chord dots are fingering numbers:

1 = index finger

2 = middle finger

3 = ring finger

4 = little finger

T = thumb

Guitarists reference

Baritone Uke Guitar-like Tuning = D G B E [4th 3rd 4rd]

re-entrant Uke: lowest string is one octave higher than usual

re-entrant Quatro: center two strings are one octave higher than usual

<p>E Major</p> <p>R 3 5 R</p>	<p>E minor</p> <p>R b3 5 R</p>	<p>E Dom 7</p> <p>b7 3 b7 R</p>	<p>E minor 7</p> <p>R b3 b7 R</p>	<p>E Major 7</p> <p>7 3 5 R</p>	<p>E Major 6</p> <p>R 3 6 R</p>
<p>A Major</p> <p>5 R 3 5</p>	<p>A minor</p> <p>5 R b3 5</p>	<p>A Dom 7</p> <p>5 b7 3 5</p>	<p>A minor 7</p> <p>5 b7 b3 5</p>	<p>A Major 7</p> <p>5 7 3 5</p>	<p>A Major 6</p> <p>5 R 3 6</p>
<p>D Major</p> <p>R 5 R 3</p>	<p>D minor</p> <p>R 5 R b3</p>	<p>D Dom 7</p> <p>R 5 b7 3</p>	<p>D minor 7</p> <p>R 5 b7 b3</p>	<p>D Major 7</p> <p>R 5 7 3</p>	<p>D Major 6</p> <p>R 5 6 3</p>

Beginners Ukulele Chords — 4 strings /courses (continued) Guitar or Baritone Uke D G B E
 also for: 4 course Lute, Guitarra Latina, Renaissance Guitar, Quatro, and more

open position chords (first three frets plus nut or open strings)

G Major

5 R 3 R
3 5

G minor

5 b3 5 R

G Dom 7

5 R 3 b7

G minor 7

b7 b3 5 R

G Major 7

5 R 3 7

G Major 6

5 R 3 6

C Major

3 5 R 3

C minor

b3 5 R 5

C Dom 7

3 b7 R 3

C minor 7

b3 b7 R 5

C Major 7

3 7 R 3

C Major 6

3 6 R 3

F Major

R 3 5 R

F minor

R b3 5 R

F Dom 7

b7 3 5 R

F minor 7

b7 b3 5 R

F Major 7

R 3 5 7

F Major 6

R 3 6 R

B Major

5 R 3 5

B minor

5 R b3 5

B Dom 7

3 b7 R 5

B minor 7

b3 b7 R 5

B Major 7

5 7 3 5

B Major 6

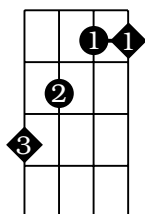
5 R 3 6

Beginners Ukulele Chords — 4 strings /courses (continued) Guitar or Baritone Uke D G B E
 also for: 4 course Lute, Guitarra Latina, Renaissance Guitar, Quatro, and more

Movable Barre-like chords

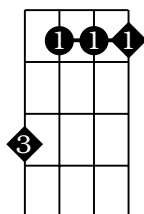
Root on String One (D)

Major



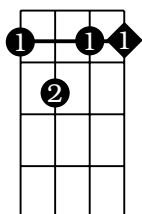
R 3 5 R

minor



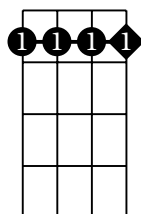
R b3 5 R

Dom 7



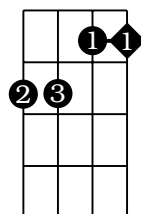
b7 3 5 R

minor 7



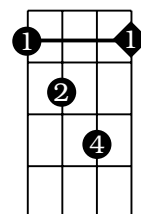
b7 b3 5 R

Major 7



7 3 5 R

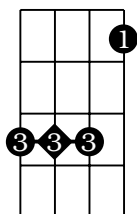
Dom 7/6



b7 3 6 R

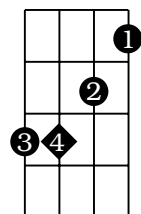
Root on String Two (Low G)

Major



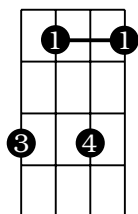
5 R 3 5

minor



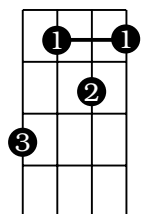
5 R b3 5

Dom 7



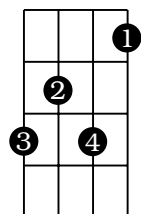
5 b7 3 5

minor 7



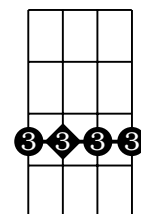
5 b7 b3 5

Major 7



5 7 3 5

Major 6



5 R 3 6

The roots (lowest black diamonds) of these barre chord voicings can be aligned to any fret-line to produce the desired letter named chord.

For example: the Major barre chord shape that looks like the open position E Major guitar chord (top row, root on string one or low D) can be played at the first fret for an F Major chord, or at the third fret for a G Major chord. Likewise, the Major barre chord shape that looks like the open position A Major guitar chord (second row, root on string two or A) can be played on the second fret for B Major or on the third fret for C Major.

This principle applies to all barre chords, Major, minor, seventh, etc. That's the beauty of barre chords, they're movable and universal.

Memorize the letter names and locations (fret number) of the notes on strings one and two, low D and G in this tuning (first twelve frets). Consult the 4 string/course Baritone Uke Fretboard Note Speller.

Baritone Ukulele D G B E

[4th, 3rd, 4th]

4 strings or courses

Fretboard note Speller

Nut = open strings Fret 0

Fret #	0	1	2	3	4	5	6	7	8	9	10	11	12
	D	G	B	E									
	D#/Eb	G#/Ab	C	F									
	E	A	C#/Db	F#/Gb									
	F	A#/Bb	D	G									
	F#/Gb	B	D#/Eb	G#/Ab									
	G	C	E	A									
	G#/Ab	C#/Db	F	A#/Bb									
	A	D	F#/Gb	B									
	A#/Bb	D#/Eb	G	C									
	B	E	G#/Ab	C#/Db									
	C	F	A	D									
	C#/Db	F#/Gb	A#/Bb	D#/Eb									
octave fret	D	G	B	E									